

Equalizer Negative Slope

Models: EQ1251-XX

**2 - 18 GHz
Fixed**

Specifications

Electrical

Frequency Range: 2 - 18 GHz

Available Delta Slopes: 2 to 35 dB

(Delta slope is relative to loss at 18 GHz)

Maximum Insertion Loss at 18 GHz:

2 - 6 dB:	1.5 dB
7 - 10 dB:	2.0 dB
11 - 15 dB:	2.5 dB
16 - 20 dB:	4.0 dB
21 - 35 dB:	6.0 dB

Linearity: (Deviation from nominal delta slope) :

2 - 10 dB:	±0.75 dB
11 - 15 dB:	±1.5 dB
16 - 20 dB:	±30 dB
21 - 35 dB:	±4.0 dB
VCWR: Input/Output	1.80:1 Max.
Power: Input/Output	1 Watt @ +25°C Max.

(Derated linearly to .5 watts@ +125°C)

Mechanical

Housing: Passivated Stainless Steel

SMA Connectors: Passivated Stainless Steel
Mates with MIL-STD-348

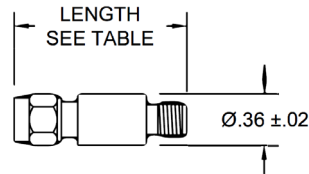
Conductors: Gold Plated Beryllium Copper

Temperature Range:

Operating:	-54°C to +125°C
Non-Operating:	-65°C to +125°C

EQ1251-XX

SMA Connectors

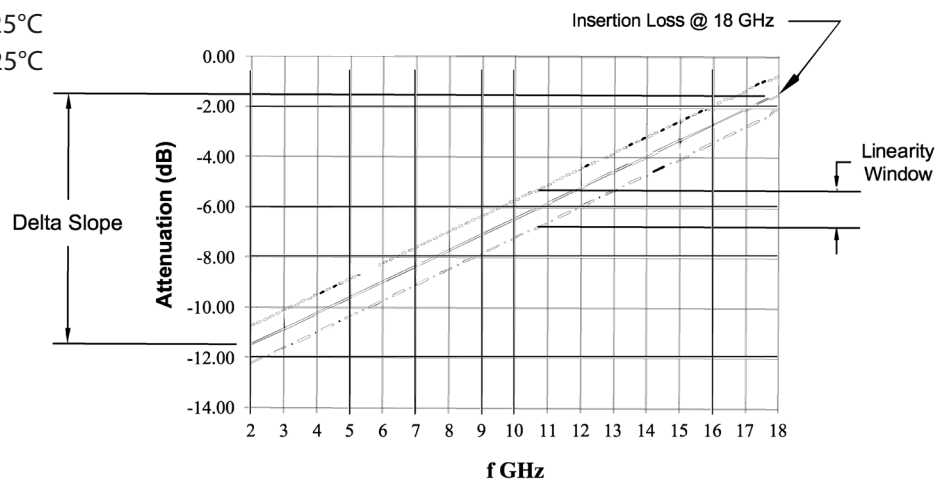


Units Are Bidirectional
Units Are RoHs Compliant

Connector Configuration	Overall Length Weight	
	2 - 17 dB	18 - 35 dB
Male/Female	1.205 ±.05 15 Grams Max.	1.575 ±.05 18 Grams Max.
Male/Male	1.330 ±.05 16 Grams Max.	1.705 ±.05 20 Grams Max.
Female/Female	1.060 ±.025 13 Grams Max.	1.445 ±.025 17 Grams Max.

Epoxy Sealed Connectors Available
Type N and TNC Connectors Available

Typical Specifications for an EQ1251-10



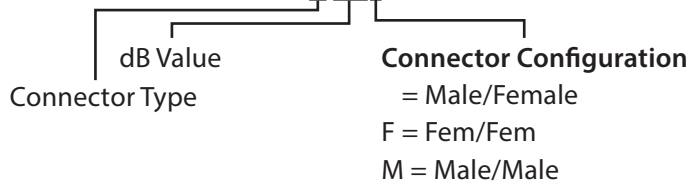
Equalizer Negative Slope

Models: EQ1251-XX

**2 - 18 GHz
Fixed**

How to Order:

Model Number: EQ1251Z-XXY



Ordering Examples:

- Model Number: EQ1251-03**
3 dB; SMA - Male/Fem
- Model Number: EQ1251-18F**
18 dB; SMA - Fem/Fem

Note: Dimensions in Brackets are Expressed in Millimeters and are for Reference Only.

Design specifications are subject to change without notice.

Contact factory for technical specifications before purchasing or use.